

EXTRA VIDEOS

1 ▶ Watch the video and choose the correct option.

Hair Basics - Proper shampoo technique | posted by The Globe and Mail

Hair basics quiz


1. Hair has to be *dry* / *completely wet* / *partially wet* for a perfect emulsification before the shampoo treatment.
2. One pump of shampoo product is usually *more than enough* / *not enough* / *too much* depending on the length of the hair.
3. The right distribution of the shampoo is with a massage with the *palms* / *finger nails* / *cushion of the fingers* in a circular motion.
4. Shampoo left in the scalp may cause *baldness* / *bad blood circulation* / *flakiness or dryness*.
5. Before applying the conditioner *don't squeeze* / *squeeze* / *never squeeze* all the excess water out of the hair.
6. *Don't get* / *Try to get* / *Never get* the conditioner too close to the scalp as it already generates enough its own oils.
7. The conditioner penetrates into the *cortex* / *cuticle* / *medulla* of the hair.
8. Use a *narrow* / *wide* / *regular* tooth comb to comb the conditioner.
9. Leave the conditioner on for about *1 to 2* / *3 to 4* / *2 to 3* minutes and then rinse it out.
10. Gently *friction* / *path* / *squeeze* the hair with the towel.

2 ▶ Watch the video and put these steps in the correct order to create a messy updo for a party.

How to Do a Ponytail into a Messy Updo | SalOn Beauty Tutorial | posted by Howcast

- Add some hairspray to the hair if necessary.
- Create a ponytail.
- Go on tucking pins where necessary around the base of the ponytail.
- Leave some hair hanging out to create a messy updo.
- Take some small sections of the ponytail and hold the hair by the ends.
- Tease the hair all the way down to the ends to give volume and create mess.
- Tuck some pins into the hair to hold it in place.
- Wrap the hair around the ponytail to cover up the elastic.

GAMES AND INTERACTIVE ACTIVITIES

1  **GROUP WORK.** The beauty salon game. Split up into groups of 3 or 4. Choose one piece each and place them on the starting space. The highest roll of the dice starts. Take turns to roll the dice and, if you can find the words matching the definitions on the board, move your piece forward by the number on the dice. If you cannot, go back five spaces. Follow the rules stated on the board. The first to reach space 40 wins.

16 Inflammation of the skin characterised by red pimples, especially on the face and prevalent chiefly among adolescents.	15 <i>THE WAITING AREA - Wait until someone comes to get you out - they then take your place.</i>			14 Coloured cosmetic applied to the lips.	13 Strips of hair growing on the ridge above a person's eye socket.	12 Oil producing gland in the dermis. <i>If you find the word, go forward two spaces.</i>
17 Small crescent-shaped pale area at the base of the nail.	33 Hard keratin coating that covers the fingertip.	32 Protective hairs on the eyelid.	31 Unwanted male-pattern hair growth in women.	30 <i>GO BACK TO SPACE 26.</i>	29 Product with ingredients that absorb UVA and UVB rays.	11 The thin outer layer of skin on top of the dermis.
18 The forehead, nose and chin area.	34 Coloured cosmetic applied to the eyelids or to the skin around the eyes to emphasise them.	40 FINISH		39 Abnormal amount of hair growth over the entire body.	38 Cosmetic used to mask dark circles, age spots, and other small blemishes visible on the skin.	10 Crescent of skin, around the base of the nail that partially overlaps the lunula.
19 Compulsive desire to pull out one's hair. <i>If you find the word, go forward four spaces.</i>	35 Protein that holds all connective tissue together under the skin, <i>If you find the word, go forward two spaces.</i>		36 <i>RETAIL AREA - Stay here for one turn.</i>	37 Part of the nail that extends over the fingertip.	28 Partial or complete loss of hair either in patches, on the entire head, or over the entire body.	9 <i>GO FORWARD TWO SPACES.</i>
20 THROW THE DICE AGAIN.	22 Hair product used after shampooing, which moisturises and detangles the hair.		23 Cosmetic that is applied to the face to create an even uniform colour.	24 Test performed on the skin 24 hours before using a product to see if the skin suffers an allergic reaction.	27 Cosmetic for darkening and thickening the eyelashes.	8 Fibrous structural protein making up hair and nails.
21 Clogged pore in the skin with a visible black plug.	25 <i>THE MASSAGE ROOM - Wait until someone comes to take your place.</i>		26 Hair that does not break the surface of the skin and grows inward.		7 The primary male sex hormone. <i>If you find the word, go forward three spaces.</i>	
1 START 	2 The deepest layer of the skin.	3 Acronym for Sun Protection Factor.	4 Cosmetic used to give a warm colour to the cheeks.	5 <i>THE RECEPTION - Stay here for one turn.</i>	6 Natural substance that gives colour to hair and skin.	

2




Who will be the quickest to divide these tools into make-up artists', nail technicians' and hairdressers'? Write the name of the tools in the right column.


blow drier • blush brush • buffer • clips • comb • concealer • curling iron • cuticle nippers • cuticle pusher • emery board • eyelash curler • false eyelashes • foundation brush • lipstick • mascara • nail clipper • nail file • paddle brush • powder puff • round brush • shears • straightener • toe separator • top coat

Make-up artists' tools	Nail technicians' tools	Hairdressers' tools



REAL-LIFE ACTIVITIES

1  Bring a few hair products from home. Prepare tags to display them and, in turn, role-play dialogues to present their use and to try sell them.

2  You are the trainer of a hairstyling course for your salon beauticians. At the end of the course, you test your students with this questionnaire. These are the answers you get from one of your students. Only one is completely correct, can you find the content and/or grammar mistakes in the other four answers?-

CANDIDATE'S NAME: COURSE: DATE:

FINAL TEST

1. What are the basic steps for a well-done shampooing?

After protect the client's clothing, you spread the right shampoo and massage it all over the scalp.

Finally, you apply an conditioner.

2. What are the tools required for drying and styling the hair after shampooing?

The common tools for the drying process is combs, brushes, hairdriers, diffusers and curling irons.

3. What are flat brushes and round brushes used for?

Flat brushes are used to create volume and add movement to the hair. Round brushes are used to straighten and tame the hair.

4. What hairstyle would you suggest for a special occasion?

The most elegant hairstyles for women with long hair are chignons and full updos, which are perfect for ceremonies and galas.

5. What are the trendiest hairstyles for men?

The 'buzz', which features long hair at the top cut shorter and shorter as it gets closer to the neck, the 'quiff' which features short hair at the back and sides, and longer hair swept upwards and backwards on top, and the 'fade' which features short hair all around.

Score / 10